

DISCIPLESHIP MINISTRY SESSION 6: BECOMING LIKE CHRIST

MEETING TIME

Please record any thoughts, ideas, etc. here.

FOLLOW-UP HOMEWORK

DESCRIPTION OF JESUS WORKSHEET

As you are doing this exercise think primarily about what we know about Jesus and how he lived his life here on earth. You will have a limited amount of time to do this and there are 2 pages, so you might want to go through and give a brief answer to each question and then come back to fill in a more complete answer.

HOW DID JESUS TREAT HIS FRIENDS?

HOW DID JESUS TREAT THOSE HE DIDN'T KNOW?

WHAT WAS JESUS' RELATIONSHIP WITH HIS FATHER LIKE?

IF YOU MET JESUS, HOW DO YOU THINK YOU WOULD DESCRIBE HIM?

GALATIANS 5:22-23 TELLS US, “BUT THE FRUIT OF THE SPIRIT IS LOVE, JOY, PEACE, PATIENCE, KINDNESS, GOODNESS, FAITHFULNESS, GENTLENESS AND SELF-CONTROL. “ DESCRIBE HOW YOU MIGHT HAVE SEEN THESE IN JESUS.

WHAT DID JESUS DO WHEN HE WAS UNDER PRESSURE?

PEOPLE OFTEN TRIED TO MANIPULATE JESUS—TO GET HIM TO DO WHAT THEY WANTED, OR TO GET HIM TO FALL IN WITH THE ACCEPTED CULTURAL NORMS. HOW DID JESUS HANDLE THESE ATTEMPTS TO SHAPE AND MOLD HIM?

HOW DID JESUS HANDLE TEMPTATION AND SIN?

WHAT ELSE WOULD YOU LIKE TO ADD TO THIS DESCRIPTION?

LESSON

Romans 8:29 (NIV)

For those God foreknew he also predestined to be conformed to the likeness of his Son, that he might be the firstborn among many brothers.

Genesis 1:26

26 Then God said, "Let us make man in our image, in our likeness, and let them rule over the fish of the sea and the birds of the air, over the livestock, over all the earth, and over all the creatures that move along the ground."

Colossians 1:15

He is the image of the invisible God, the firstborn over all creation.

John 14:8-9 (NIV)

Philip said, "Lord, show us the Father and that will be enough for us."

Jesus answered: "Don't you know me, Philip, even after I have been among you such a long time? Anyone who has seen me has seen the Father. How can you say, 'Show us the Father'?"

REFORMED PERSPECTIVE

ASSIGN HOMEWORK

- Choose one area from the description of Jesus to work on
- Set aside a time of Prayer
- Continue to read and study Scripture
- Connect with accountability partner

CHOOSE ONE AREA FROM THE DESCRIPTION OF JESUS TO WORK ON

Prayerfully consider the description of Jesus that you wrote during the in-class experience. By this time tomorrow choose one area to work on during this week. As you go through your day, keep asking yourself, “If Jesus were me, how would he handle this situation; what would he do?”

SET ASIDE A TIME OF PRAYER

One of the things that Jesus did consistently was to get alone with his heavenly Father. Set aside a time for prayer this week. Make it between one and three hours long. Get someplace alone and pour your heart out to God. Make sure you leave at least half the time for listening and waiting for a response from God.

CONTINUE TO READ AND STUDY SCRIPTURE

As a reminder, here was the assignment from the first week. We will continue with this study practice throughout the 40 day experience.

- Choose a book of the Bible that you would like to study and that you would enjoy continuing after the 40 day experience
- Study that book at least 15 minutes every day:
- Start with the first logical unit (certainly less than a chapter—maybe only a few verses)

- Fill out a Bible Study sheet completely for that unit before moving on to the next. You may stay several days on that one unit. It's not how much you read, but how much what you read becomes a part of you.

Move to the next logical unit and repeat

CONNECT WITH ACCOUNTABILITY PARTNER

- Pray for your accountability partner this week
- Contact you accountability partner about half way through the week
- Ask how their daily Bible reading is going and share your experience with it
- Share prayer requests
- Encourage one another

ADMINISTRATION

BREAK/REFRESHMENTS

DISCIPLESHIP MINISTRY SESSION 6: BECOMING LIKE CHRIST

OVERVIEW

This week we are going to concentrate on the idea that we are to become like Christ. The lesson starts with a scripture that says we are to be “conformed to the image of [God’s] son” and continues to follow the idea of being an image (an icon) through several other passages. We end with a challenge to become more Christ-like and to reflect his image more clearly.

PREPARING FOR THIS WEEK’S SESSION

Read through the lesson, looking up the scriptures in your own Bible so that you know the context of each passage. Pray for your students, asking God to prepare their hearts for this lesson. It would be good to become familiar with some religious icons and if possible find a couple of examples to show the class. They will be helpful in explaining the idea of being “an image of Christ”

SUPPLIES NEEDED FOR THE MEETING

- Examples of religious icons
- Name Tags
- Participant Guides
- Bible Study sheets (several will be included in the Participant Guides, but you will need extras for those who will need more than 4 for the coming week.
- Signup Sheets (to pass around in case not all slots are filled, and to remind those who have signed up of their assignment for next week.)

MEETING TIME

7:00 PM (10 MINUTES) WELCOME AND GATHERING

- Name Tags
- Focus Activity
- Prayer

FOCUS ACTIVITY

Many of us have important people in our spiritual lives: people who have taught us, mentored us, guided us, comforted us, and helped us to become the people that we are. Tonight/Today would you think of one of those

people? Give them a few minutes to get someone in mind and then continue. **Tonight we want to thank God for those people he has used to help us grow. So, we will start our prayer time tonight with silence. During that time offer thanks to God for putting those people into your life. Let's pray.**

PRAYER

Give ample time for the participants to offer silent thanks and then pray. **Lord, we thank you for all the people that you have put into our lives. We recognize how you have worked through them. We want to acknowledge the debt that we owe first to you, our heavenly Father, and then to them. You provided people through whom you could work and provide for us. And for your activity in our life, we thank you! Amen**

7:10 PM (10 MINUTES) FOLLOW-UP HOMEWORK

REVIEW LAST WEEK'S ASSIGNMENT

Last week you were given two assignments. First, you were to refine the description of the Holy Spirit that we started here in class. Second, you were to set aside a day on which you would seek to be led by the Holy Spirit.

QUESTION FOR FOLLOW-UP

We want to talk about how those went. First, let's talk about the experience of setting aside a day to be led by the Holy Spirit. Allow several people to describe their experiences. If discussion is slow you can use the questions below to prompt it.

- How many were able to follow through with this part of the exercise?
- Was it difficult to remember through the day what you were about?
- Did anything unexpected or unusual happen?
- Did anyone experience the Holy Spirit leading them? Could you describe that?

Second, we wanted to continue working on the description of the Holy Spirit. Does anyone have anything to report from that? Again, allow several to respond.

7:20 PM (15 MINUTES) IN-CLASS EXPERIENCE

In order for us to start our lesson tonight I would like for each of us to write a description of Jesus. We've just been talking about the fact that last week we worked on a description of the Holy Spirit. Tonight/Today we are going to write a description of another part of the Trinity. In order to facilitate that process we have a number of questions to answer about Jesus Christ. As you are doing this exercise think primarily about what we know about Jesus and how he lived his life here on earth. So, please turn to page P6-2 of the participant's packet and begin to answer the questions. You will have 5 minutes to do this. You might want to go through and give a brief answer to each question and then come back to fill in a more complete answer. We will have a chance to share our answers when we are finished. Allow the participants to work for 5 minutes, warning them when there is 2 minutes left and then 1 minute left. When the time is up, call the group together.

Lead a discussion of this experience. Spend about 5 minutes doing this. Some possible questions to use are listed below:

- How was this experience? Easy? Hard? Confusing?
- What stood out to you as you wrote this description?
- Would anyone like to read their answer to one or two of the questions?
- Which question was the hardest to answer? Which was the easiest?
- How was this description different than the description of the Holy Spirit?
- What part of Jesus' personality and life is most different from yours?
- Are there areas where you think you are like Jesus?

Now I would like you to do a mental exercise. I want you to go through the list and insert your name in place of Jesus' name. Read the first few questions inserting names from the group as an example (you will also need to change the tense of the verbs to present tense). **So, silently read the question with your name, and then read the answer you wrote for Jesus as if it were written for you.** Give the group a few minutes to do that.

How did this last exercise make you feel? Give people an opportunity to answer.

7:35 PM (15 MINUTES) LESSON

Tonight/Today we want to talk about the idea that we as Christians are to become more and more like Christ. Have you heard that idea before? Give a few moments for people to respond. You may have a group that is very familiar with this idea, or you may have a group that hasn't really thought about this idea at all. Which group you have will affect how you proceed with the following.

We are going to start with a scripture from the book of Romans. (For the following scriptures it would be a good idea to have people in the group read them since there won't be a lot of discussion.)

Romans 8:29 (NIV)

For those God foreknew he also predestined to be conformed to the likeness of his Son, that he might be the firstborn among many brothers.

This says that we are to be "conformed to the likeness of his son." Anyone want to take a stab at defining that idea? (Hopefully someone will say, "We are to become like Christ." If no one comes to that conclusion help the class see that that is part of the meaning of this scripture.)

The Greek word for "likeness" is *eikonos* (pronounced I-con-os). **We get the word "icon" from this Greek word. It means an image or a representation. Is anyone here familiar with, or had experiences with religious icons?** Allow a few people to respond. If you were able to find a couple of examples of icons share these at this point.

The important thing to realize about icons is that they are designed to convey not just a physical likeness of their subject, but a much fuller "depiction" or "demonstration" of the subject they depict. Let's take a look at a few other places where this word is used. We are going to start with a passage in the Old Testament. Of course the Old Testament was written in Hebrew. But it was translated into Greek somewhere around 300 years before Christ. By that time many of the Jews spread throughout the world no longer spoke Hebrew, but a related language, Aramaic. However, many of them also spoke Greek because it had become the language of trade and commerce throughout the western world; in much the same way that English has become the language of trade and commerce today. So in this passage the when the translators translated the Hebrew word for "image" they used the Greek word "*eikonos*."

Genesis 1:26

26 Then God said, "Let us make man in our image, in our likeness, and let them rule over the fish of the sea and the birds of the air, over the livestock, over all the earth, and over all the creatures that move along the ground."

So, in some sense, we are an icon of God—we are made in his image. Now let's turn to a new Testament passage describing Christ. Again, the same Greek word is used.

Colossians 1:15

He is the image of the invisible God, the firstborn over all creation.

So, Christ is an "icon" of the invisible God. He expresses a full and deep representation of who God is. This becomes clear in the gospel of John. This conversation happens close to the end of Jesus' life, as he is preparing his disciples for his imminent death.

John 14:8-9 (NIV)

Philip said, "Lord, show us the Father and that will be enough for us."

Jesus answered: "Don't you know me, Philip, even after I have been among you such a long time? Anyone who has seen me has seen the Father. How can you say, 'Show us the Father'?"

Jesus knew that he was an icon of God. Someone looking at him would see the Father. If you knew what Jesus was like, you would know what the Father was like.

Now, let's return to the first passage we read. In some sense it says that we are to be an icon of Christ. If this is true, what are some of the results from that truth? What are some of the conclusions that we should draw?

Lead a discussion around this topic. Some items that should be drawn out as a part of this conversation are listed below.

- We ought to be more and more like Christ
- When people look at us they ought to be able to see what Jesus is like
- We probably have a long ways to go before we really are an icon of Jesus
- To be an icon we need to take on the image of Christ in all areas of our life—we can't be hypocritical and just be "Christ-like" on the surface

After some discussion, begin to steer the conversation toward application. You can use the questions below:

- How does this make you feel?
- Do you feel like you are an icon of Jesus Christ to those around you?
- What would need to change in order to be more of an icon; to be more like Christ?

End the lesson by leading a short discussion around these two question:

- 1) **What is most important, that those around you think that you are “Christ-like” or that God sees the likeness of his son beginning to be formed in you?** (Both are important, but that you truly are becoming like Christ is more important than what people think.)
- 2) **How do we become more “Christ-like?”** (God empowers us with his Holy Spirit, and uses prayer, suffering, difficult situations, scripture, friends, church services, experiences like this one, etc.)

7:50 PM (10 MINUTES) REFORMED PERSPECTIVE

Turn the meeting over to the person who has prepared the reformed perspective segment for tonight

8:00 PM (5 MINUTES) ASSIGN HOMEWORK

- Choose one area from the description of Jesus to work on
- Set aside a time of Prayer
- Continue to read and study Scripture
- Connect with accountability partner

CHOOSE ONE AREA FROM THE DESCRIPTION OF JESUS TO WORK ON

Prayerfully consider the description of Jesus that you wrote during the in-class experience. By this time tomorrow choose one area to work on during this week. As you go through your day, keep asking yourself, “If Jesus were me, how would he handle this situation; what would he do?”

SET ASIDE A TIME OF PRAYER

One of the things that Jesus did consistently was to get alone with his heavenly Father. Set aside a time for prayer this week. Make it between one and three hours long. Get someplace alone and pour your heart out to God. Make sure you leave at least half the time for listening and waiting for a response from God.

CONTINUE TO READ AND STUDY SCRIPTURE

As a reminder, here was the assignment from the first week. We will continue with this study practice throughout the 40 day experience.

- Choose a book of the Bible that you would like to study and that you would enjoy continuing after the 40 day experience
- Study that book at least 15 minutes every day:
- Start with the first logical unit (certainly less than a chapter—maybe only a few verses)
- Fill out a Bible Study sheet completely for that unit before moving on to the next. You may stay several days on that one unit. It’s not how much you read, but how much what you read becomes a part of you.

Move to the next logical unit and repeat

CONNECT WITH ACCOUNTABILITY PARTNER

- Pray for your accountability partner this week
- Contact you accountability partner about half way through the week
- Ask how their daily Bible reading is going and share your experience with it
- Share prayer requests
- Encourage one another

8:05 PM (10 MINUTES) ADMINISTRATION

Remind those who have signed up of their assignments for next week. Give the location and have the host give simple directions. If there are still spots to be filled on any of the sign-up sheets, pass them around again.

Make any adjustments needed in the accountability partners that may occur if someone new has come or someone has dropped out of the experience.

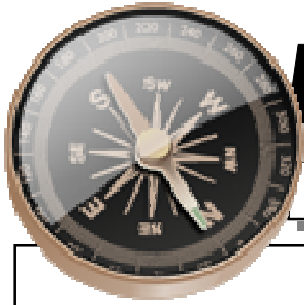
8:15 PM (10 MINUTES) BREAK/REFRESHMENTS

LEADERSHIP TIME

SUPPLIES NEEDED FOR LEADERSHIP TIME

8:25 PM (35 MINUTES) MINISTRY LEADERSHIP TEAM TIME

9:00 PM (2 HOURS) CLOSE



Awesome Bible Study

Scripture Passage:

CAST *List the characters. Are they speaking parts or extras? Do they just watch or participate in the action?*

Hint: Imagine yourself directing this in a movie. What are the facial expressions of the actors? What would the actors look like? Who would you choose to play the main character? How many extras would you have to hire?

SETTING *Where does the action take place? What specific clues are you given about the setting?*

Hint: If you are the director where would you find a suitable location for the scene? What would it look like?

TIME *What time of day is it? What day of the week? Time of the year? Period in history?*

ACTION *Summarize what happens in the passage.*

Hint: Use short sentences. Summarize. Try to just get the main idea and movement of the passage.

STRUCTURE *Is there anything about the way the passage is laid out, or the story is told that is unusual or gives us clues to its meaning? What is the literary context?*

Hint: Look at the summary that you just wrote. Is there any pattern in the subjects or words used? Is there a theme or thought that runs through the whole passage? Is there something that all the characters know about but is not stated?

OTHER OBSERVATIONS *What other things do you notice?*

QUESTIONS *What questions does the passage raise in your mind? Can you find out the answer to any of them? Are there questions about history or culture that if they were answered, you might be able to understand the passage better?*

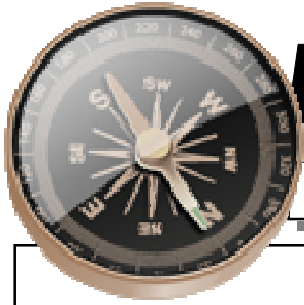
Hint: Now is the time to look in Bible dictionaries, atlases, commentaries, etc.

KERNEL STATEMENT *In one or two sentences write down the main message that the passage is meant to communicate.*

Hint: Try to write this from the perspective of the one writing the passage.

APPLICATION *How can I apply this to my own life today?*

Hint: Possibly write it in prayer form asking God to make this true in your life.



Awesome Bible Study

Scripture Passage:

CAST *List the characters. Are they speaking parts or extras? Do they just watch or participate in the action?*

Hint: Imagine yourself directing this in a movie. What are the facial expressions of the actors? What would the actors look like? Who would you choose to play the main character? How many extras would you have to hire?

SETTING *Where does the action take place? What specific clues are you given about the setting?*

Hint: If you are the director where would you find a suitable location for the scene? What would it look like?

TIME *What time of day is it? What day of the week? Time of the year? Period in history?*

ACTION *Summarize what happens in the passage.*

Hint: Use short sentences. Summarize. Try to just get the main idea and movement of the passage.

STRUCTURE *Is there anything about the way the passage is laid out, or the story is told that is unusual or gives us clues to its meaning? What is the literary context?*

Hint: Look at the summary that you just wrote. Is there any pattern in the subjects or words used? Is there a theme or thought that runs through the whole passage? Is there something that all the characters know about but is not stated?

OTHER OBSERVATIONS *What other things do you notice?*

QUESTIONS *What questions does the passage raise in your mind? Can you find out the answer to any of them? Are there questions about history or culture that if they were answered, you might be able to understand the passage better?*

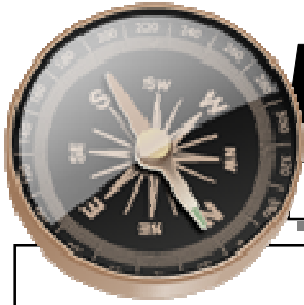
Hint: Now is the time to look in Bible dictionaries, atlases, commentaries, etc.

KERNEL STATEMENT *In one or two sentences write down the main message that the passage is meant to communicate.*

Hint: Try to write this from the perspective of the one writing the passage.

APPLICATION *How can I apply this to my own life today?*

Hint: Possibly write it in prayer form asking God to make this true in your life.



Awesome Bible Study

Scripture Passage:

CAST *List the characters. Are they speaking parts or extras? Do they just watch or participate in the action?*

Hint: Imagine yourself directing this in a movie. What are the facial expressions of the actors? What would the actors look like? Who would you choose to play the main character? How many extras would you have to hire?

SETTING *Where does the action take place? What specific clues are you given about the setting?*

Hint: If you are the director where would you find a suitable location for the scene? What would it look like?

TIME *What time of day is it? What day of the week? Time of the year? Period in history?*

ACTION *Summarize what happens in the passage.*

Hint: Use short sentences. Summarize. Try to just get the main idea and movement of the passage.

STRUCTURE *Is there anything about the way the passage is laid out, or the story is told that is unusual or gives us clues to its meaning? What is the literary context?*

Hint: Look at the summary that you just wrote. Is there any pattern in the subjects or words used? Is there a theme or thought that runs through the whole passage? Is there something that all the characters know about but is not stated?

OTHER OBSERVATIONS *What other things do you notice?*

QUESTIONS *What questions does the passage raise in your mind? Can you find out the answer to any of them? Are there questions about history or culture that if they were answered, you might be able to understand the passage better?*

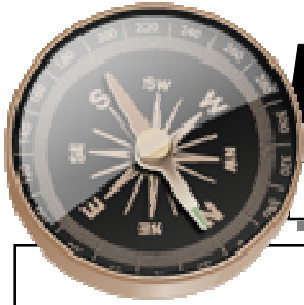
Hint: Now is the time to look in Bible dictionaries, atlases, commentaries, etc.

KERNEL STATEMENT *In one or two sentences write down the main message that the passage is meant to communicate.*

Hint: Try to write this from the perspective of the one writing the passage.

APPLICATION *How can I apply this to my own life today?*

Hint: Possibly write it in prayer form asking God to make this true in your life.



Awesome Bible Study

Scripture Passage:

CAST *List the characters. Are they speaking parts or extras? Do they just watch or participate in the action?*

Hint: Imagine yourself directing this in a movie. What are the facial expressions of the actors? What would the actors look like? Who would you choose to play the main character? How many extras would you have to hire?

SETTING *Where does the action take place? What specific clues are you given about the setting?*

Hint: If you are the director where would you find a suitable location for the scene? What would it look like?

TIME *What time of day is it? What day of the week? Time of the year? Period in history?*

ACTION *Summarize what happens in the passage.*

Hint: Use short sentences. Summarize. Try to just get the main idea and movement of the passage.

STRUCTURE *Is there anything about the way the passage is laid out, or the story is told that is unusual or gives us clues to its meaning? What is the literary context?*

Hint: Look at the summary that you just wrote. Is there any pattern in the subjects or words used? Is there a theme or thought that runs through the whole passage? Is there something that all the characters know about but is not stated?

OTHER OBSERVATIONS *What other things do you notice?*

QUESTIONS *What questions does the passage raise in your mind? Can you find out the answer to any of them? Are there questions about history or culture that if they were answered, you might be able to understand the passage better?*

Hint: Now is the time to look in Bible dictionaries, atlases, commentaries, etc.

KERNEL STATEMENT *In one or two sentences write down the main message that the passage is meant to communicate.*

Hint: Try to write this from the perspective of the one writing the passage.

APPLICATION *How can I apply this to my own life today?*

Hint: Possibly write it in prayer form asking God to make this true in your life.