

# DISCIPLESHIP MINISTRY SESSION 5: THE HOLY SPIRIT

## MEETING TIME

Please record any thoughts, ideas, etc. here.

## 7:10 PM (10 MINUTES) FOLLOW-UP HOMEWORK

## 7:20 PM (30 MINUTES) LESSON

### HOLY SPIRIT WORKSHEET

The passages below are all taken from a section of the book of John. They are in a conversation that Jesus has with his disciples as he is trying to prepare them for the events that are about to transpire. This happens in the time between the last supper and Jesus' arrest. Jesus is trying to tell the disciples that he will be leaving them; and the disciples are having a hard time accepting and understanding what is going to happen. It is in this context that Jesus speaks about the Holy Spirit. This is the only place the gospels tell of Jesus teaching at length about the Holy Spirit.

Our goal is to get a picture of who the Holy Spirit is, and how he functions. Read each scripture and in your own words write down what each scripture contributes to this picture.

*John 14:15-18*

---

*John 14:25-26*

---

*John 15:26-27*

---

*John 16:5-11*

---

*John 16:12-15*

Here are a few other important scriptures about the Holy Spirit. Again, read each scripture and in your own words write down what each scripture contributes to the picture of the Holy Spirit we are building.

---

*Acts 1:4-8*

---

*1 Corinthians 12:4-11*

Now write a succinct description (about 5 sentences) of the Holy Spirit and his relationship with the believer

7:50 PM (10 MINUTES) REFORMED PERSPECTIVE

8:00 PM (5 MINUTES) ASSIGN HOMEWORK

- Refine the description of the Holy Spirit
- Set aside a day to be led by the Holy Spirit
- Continue to read and study Scripture
- Connect with accountability partner

REFINE DESCRIPTION OF THE HOLY SPIRIT

---

Throughout this week set aside some of your study time to go through the scriptures on the Holy Spirit that your group did not cover. Use what you find to refine your description.

SET ASIDE A DAY TO BE LED BY THE HOLY SPIRIT

---

Consciously set aside a day to be led by the Holy Spirit. This doesn't mean that you will change your schedule or your duties for that day. Simply determine to allow the Holy Spirit to guide and control you during your normal activities for one day. Pray ahead of time, and pray throughout the day for his guidance and power.

## CONTINUE TO READ AND STUDY SCRIPTURE

---

As a reminder, here was the assignment from the first week. We will continue with this study practice throughout the 40 day experience.

- Choose a book of the Bible that you would like to study and that you would enjoy continuing after the 40 day experience
- Study that book at least 15 minutes every day:
- Start with the first logical unit (certainly less than a chapter—maybe only a few verses)
- Fill out a Bible Study sheet completely for that unit before moving on to the next. You may stay several days on that one unit. It's not how much you read, but how much what you read becomes a part of you.

Move to the next logical unit and repeat

## CONNECT WITH ACCOUNTABILITY PARTNER

---

- Pray for your accountability partner this week
- Contact you accountability partner about half way through the week
- Ask how their daily Bible reading is going and share your experience with it
- Share prayer requests
- Encourage one another

8:05 PM (10 MINUTES) ADMINISTRATION

# DISCIPLESHIP MINISTRY SESSION 5: THE HOLY SPIRIT

## OVERVIEW

Our goal for this week's meeting is to help the participants develop an understanding of the Holy Spirit: who he is and how he works. The homework will encourage the participants to continue in developing this "picture" of the Holy Spirit and to begin to apply this knowledge to their own life. The strategy for the weekly lesson will be to have the participants break up into groups and study a few of the scriptures. Their insights will be shared with the rest of the group. Then each group will write a description of the Holy Spirit. In the homework the participants will be asked to examine the scriptures they haven't already studied and to work through how these insights might apply to their life.

## PREPARING FOR THIS WEEK'S SESSION

It will be important to be familiar with the verses that are a part of the lesson for tonight. Please spend some time going over them before the meeting. In addition contract the participants to remind them of the location for this week's meeting.

## SUPPLIES NEEDED FOR THE MEETING

- Name Tags
- Participant Guides
- Bible Study sheets (several will be included in the Participant Guides, but you will need extras for those who will need more than 4 for the coming week.)
- Signup Sheets (to pass around in case not all slots are filled, and to remind those who have signed up of their assignment for next week.)

## MEETING TIME

### 7:00 PM (10 MINUTES) WELCOME AND GATHERING

- Name Tags
- Focus Activity
- Prayer

---

**FOCUS ACTIVITY**

The Focus Activity for tonight will be the same one that was used the first meeting; the focus activity and prayer are combined.

---

**PRAYER**

Welcome everyone to the group and then explain: **We are all coming here tonight with many things on our minds. We may have just had a fight with our spouse or best friend. Maybe we are worried about what will happen tomorrow—maybe we're even anxious about what tonight holds. Maybe we feel beat down by our job. Maybe we feel great! We are going to start tonight with prayer. I'm going to give you some time in the beginning for silent prayer, and I would like to ask you to do a little exercise. We will close our eyes, and in the silence I would like to ask you to bring each thing that is on your mind to God. As you think of something symbolically hold it in your up turned hands offering it to God. Once you've brought it to him, turn your hands over to signify that at least for the next couple hours you are not going to carry that weight but place it at God's feet and allow him to carry it. Then bring the next item to God and release it. After a few minutes I will close with prayer.**

Give plenty of time for people to go through this mental prayer exercise and then close with a heartfelt prayer for the group and for the time tonight.

---

**7:10 PM (10 MINUTES) FOLLOW-UP HOMEWORK**


---

**REVIEW LAST WEEK'S ASSIGNMENT**

**The homework for last week was to find a time when you could get alone and work through the worksheet "Forgiveness vs. Bitterness." How did that go?** Give the participants time to share their experiences.

---

**QUESTIONS FOR FOLLOW-UP**

It will probably be best to allow participants to share their experiences free-form. But if it is hard to get people to share you might prompt them with some of the following:

- Did you want to do this exercise or was it difficult thinking about the need to forgive others?
- What was the hardest part of the exercise?
- What was the easiest?
- Did anyone get stuck: weren't able to do it?
- Did the number of people on your list surprise you?
- What did you think about the description of forgiveness that Neal Anderson provided?
- How did you feel after working through the process of forgiveness?
- Would anyone like to share their experience?

---

**7:20 PM (30 MINUTES) LESSON**

**Tonight** (or this morning—please insert the proper term :^) **we will be looking at the Holy Spirit to get an idea of who he is and how he functions in the life of the believer. In order to do that we are going to look at a number**

of scriptures. The first set come from a conversation that Jesus has with his disciples between the last supper and Jesus' arrest. He is trying to prepare them for the events that are about to transpire. Jesus is trying to tell the disciples that he will be leaving them; and the disciples are having a hard time accepting and understanding what is going to happen. It is in this context that Jesus speaks about the Holy Spirit. This is the only place the gospels tell of Jesus teaching at length about the Holy Spirit. The second set of scriptures come from other places in the New Testament—mostly the letters.

Our goal is to get a picture of who the Holy Spirit is, and how he functions. In order to do that, we are going to divide up into several groups. Each group will take a few verses and report back to the group on them. From that work each of us will write a short description of the Holy Spirit. Divide the participants up into groups of 3 or four.

There are seven verses; some are longer than others. Divide them up between the groups trying to give each group about the same number of verses.

**Now, what I would like you to do is to read each scripture and then, as a group, craft a statement describing what your scripture or scriptures contributes to the picture of the Holy Spirit we are developing. Please use the participant's worksheet to do this. This statement should only be a few sentences long. You will read that statement as your report to the group. You will have 5 minutes to do that. Questions?**

(Confucius said, "Every truth has four corners: as a teacher I give you one corner, and it is for you to find the other three." Plutarch reminds us, "A mind is a fire to be kindled, not a vessel to be filled." In some sense that is what we are trying to accomplish here. We are not attempting to deliver a doctrine of the Holy Spirit. Rather, we are trying to give the participants a corner for them to grab onto and then fill in the rest for themselves.)

*John 14:15-18*

*Jesus Promises the Holy Spirit*

*15 "If you love me, you will obey what I command. 16 And I will ask the Father, and he will give you another Counselor to be with you forever— 17 the Spirit of truth. The world cannot accept him, because it neither sees him nor knows him. But you know him, for he lives with you and will be in you. 18 I will not leave you as orphans; I will come to you.*

*John 14:25-26*

*25 "All this I have spoken while still with you. 26 But the Counselor, the Holy Spirit, whom the Father will send in my name, will teach you all things and will remind you of everything I have said to you.*

*John 15:26-27*

*26 “When the Counselor comes, whom I will send to you from the Father, the Spirit of truth who goes out from the Father, he will testify about me. 27 And you also must testify, for you have been with me from the beginning.*

*John 16:5-11*

*The Work of the Holy Spirit*

*5 “Now I am going to him who sent me, yet none of you asks me, ‘Where are you going?’ 6 Because I have said these things, you are filled with grief. 7 But I tell you the truth: It is for your good that I am going away. Unless I go away, the Counselor will not come to you; but if I go, I will send him to you. 8 When he comes, he will convict the world of guilt in regard to sin and righteousness and judgment: 9 in regard to sin, because men do not believe in me; 10 in regard to righteousness, because I am going to the Father, where you can see me no longer; 11 and in regard to judgment, because the prince of this world now stands condemned.*

*John 16:12-15*

*12 “I have much more to say to you, more than you can now bear. 13 But when he, the Spirit of truth, comes, he will guide you into all truth. He will not speak on his own; he will speak only what he hears, and he will tell you what is yet to come. 14 He will bring glory to me by taking from what is mine and making it known to you. 15 All that belongs to the Father is mine. That is why I said the Spirit will take from what is mine and make it known to you.*

Here are a few other important scriptures about the Holy Spirit. Again, read each scripture and in your own words write down what each scripture contributes to the picture of the Holy Spirit we are building.

*Acts 1:4-8*

*4 On one occasion, while he was eating with them, he gave them this command: “Do not leave Jerusalem, but wait for the gift my Father promised, which you have heard me speak about. 5 For John baptized with water, but in a few days you will be baptized with the Holy Spirit.”*

*6 So when they met together, they asked him, “Lord, are you at this time going to restore the kingdom to Israel?”*

*7 He said to them: "It is not for you to know the times or dates the Father has set by his own authority. 8 But you will receive power when the Holy Spirit comes on you; and you will be my witnesses in Jerusalem, and in all Judea and Samaria, and to the ends of the earth."*

*1 Corinthians 12:4-11*

*4 There are different kinds of gifts, but the same Spirit. 5 There are different kinds of service, but the same Lord. 6 There are different kinds of working, but the same God works all of them in all men.*

*7 Now to each one the manifestation of the Spirit is given for the common good. 8 To one there is given through the Spirit the message of wisdom, to another the message of knowledge by means of the same Spirit, 9 to another faith by the same Spirit, to another gifts of healing by that one Spirit, 10 to another miraculous powers, to another prophecy, to another distinguishing between spirits, to another speaking in different kinds of tongues, and to still another the interpretation of tongues. 11 All these are the work of one and the same Spirit, and he gives them to each one, just as he determines.*

Warn the groups when there is about one minute left. When the time is up call the groups together and allow each to read the statement they crafted. The temptation will be for each group to want to discuss and expand on their statement. Ask that they not do that. We only want to spend about 1 minute on the report from each group. Explain that we will have time for discussion in a few minutes.

After each group has gotten a chance to read their statement please say, **Now each of us individually is going to write a succinct description (about 5 sentences) of the Holy Spirit and his relationship with us as a believer. Use not only the description that your group came up with, but also use what all the other groups had to contribute. You can use the space provided on the participant's worksheet. You will have 5 minutes.** Warn the group when there is one minute left; then call them together when the time is up.

(You will have about 5 minutes for the following discussion.) **Is there anyone who would like to read their description?** Allow several people share their description and encourage discussion. Some questions you might use to stimulate discussion are:

- Has your view of the Holy Spirit changed at all because of what we have done tonight?
- Was there anything surprising?
- Having written this description, how might your understanding of the Holy Spirit change the way that you live your life?
- Is there anything that you especially agree with, or disagree with, in any of the descriptions? (use this one with great caution)
- After hearing other people's descriptions did you hear something that you might like to add to yours?

**You will have an opportunity to continue the study of the Holy Spirit and to refine your descriptions this week as part of the homework.**

## 7:50 PM (10 MINUTES) REFORMED PERSPECTIVE

Turn the meeting over to the person who has the reformed perspective for tonight

## 8:00 PM (5 MINUTES) ASSIGN HOMEWORK

- Refine the description of the Holy Spirit
- Set aside a day to be led by the Holy Spirit
- Continue to read and study Scripture
- Connect with accountability partner

### REFINE DESCRIPTION OF THE HOLY SPIRIT

---

Throughout this week set aside some of your study time to go through the scriptures on the Holy Spirit that your group did not cover. Use what you find to refine your description.

### SET ASIDE A DAY TO BE LED BY THE HOLY SPIRIT

---

Consciously set aside a day to be led by the Holy Spirit. This doesn't mean that you will change your schedule or your duties for that day. Simply determine to allow the Holy Spirit to guide and control you during your normal activities for one day. Pray ahead of time, and pray throughout the day for his guidance and power.

### CONTINUE TO READ AND STUDY SCRIPTURE

---

As a reminder, here was the assignment from the first week. We will continue with this study practice throughout the 40 day experience.

- Choose a book of the Bible that you would like to study and that you would enjoy continuing after the 40 day experience
- Study that book at least 15 minutes every day:
- Start with the first logical unit (certainly less than a chapter—maybe only a few verses)
- Fill out a Bible Study sheet completely for that unit before moving on to the next. You may stay several days on that one unit. It's not how much you read, but how much what you read becomes a part of you.

Move to the next logical unit and repeat

### CONNECT WITH ACCOUNTABILITY PARTNER

---

- Pray for your accountability partner this week
- Contact your accountability partner about half way through the week
- Ask how their daily Bible reading is going and share your experience with it
- Share prayer requests
- Encourage one another

**8:05 PM (10 MINUTES) ADMINISTRATION**

Remind those who have signed up of their assignments for next week. Give the location and have the host give simple directions. If there are still spots to be filled on any of the sign-up sheets, pass them around again.

Make any adjustments needed in the accountability partners that may occur if someone new has come or someone has dropped out of the experience.

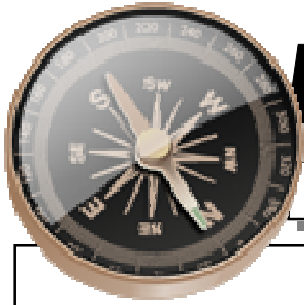
**8:15 PM (10 MINUTES) BREAK/REFRESHMENTS**

**LEADERSHIP TIME**

SUPPLIES NEEDED FOR LEADERSHIP TIME

8:25 PM (35 MINUTES) MINISTRY LEADERSHIP TEAM TIME

9:00 PM (2 HOURS) CLOSE



# Awesome Bible Study

**Scripture Passage:**

**CAST** *List the characters. Are they speaking parts or extras? Do they just watch or participate in the action?*

**Hint:** Imagine yourself directing this in a movie. What are the facial expressions of the actors? What would the actors look like? Who would you choose to play the main character? How many extras would you have to hire?

**SETTING** *Where does the action take place? What specific clues are you given about the setting?*

**Hint:** If you are the director where would you find a suitable location for the scene? What would it look like?

**TIME** *What time of day is it? What day of the week? Time of the year? Period in history?*

**ACTION** *Summarize what happens in the passage.*

**Hint:** Use short sentences. Summarize. Try to just get the main idea and movement of the passage.

**STRUCTURE** *Is there anything about the way the passage is laid out, or the story is told that is unusual or gives us clues to its meaning? What is the literary context?*

**Hint:** Look at the summary that you just wrote. Is there any pattern in the subjects or words used? Is there a theme or thought that runs through the whole passage? Is there something that all the characters know about but is not stated?

**OTHER OBSERVATIONS** *What other things do you notice?*

**QUESTIONS** *What questions does the passage raise in your mind? Can you find out the answer to any of them? Are there questions about history or culture that if they were answered, you might be able to understand the passage better?*

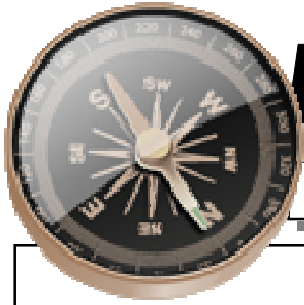
**Hint:** Now is the time to look in Bible dictionaries, atlases, commentaries, etc.

**KERNEL STATEMENT** *In one or two sentences write down the main message that the passage is meant to communicate.*

**Hint:** Try to write this from the perspective of the one writing the passage.

**APPLICATION** *How can I apply this to my own life today?*

**Hint:** Possibly write it in prayer form asking God to make this true in your life.



# Awesome Bible Study

**Scripture Passage:**

**CAST** *List the characters. Are they speaking parts or extras? Do they just watch or participate in the action?*

**Hint:** Imagine yourself directing this in a movie. What are the facial expressions of the actors? What would the actors look like? Who would you choose to play the main character? How many extras would you have to hire?

**SETTING** *Where does the action take place? What specific clues are you given about the setting?*

**Hint:** If you are the director where would you find a suitable location for the scene? What would it look like?

**TIME** *What time of day is it? What day of the week? Time of the year? Period in history?*

**ACTION** *Summarize what happens in the passage.*

**Hint:** Use short sentences. Summarize. Try to just get the main idea and movement of the passage.

**STRUCTURE** *Is there anything about the way the passage is laid out, or the story is told that is unusual or gives us clues to its meaning? What is the literary context?*

**Hint:** Look at the summary that you just wrote. Is there any pattern in the subjects or words used? Is there a theme or thought that runs through the whole passage? Is there something that all the characters know about but is not stated?

**OTHER OBSERVATIONS** *What other things do you notice?*

**QUESTIONS** *What questions does the passage raise in your mind? Can you find out the answer to any of them? Are there questions about history or culture that if they were answered, you might be able to understand the passage better?*

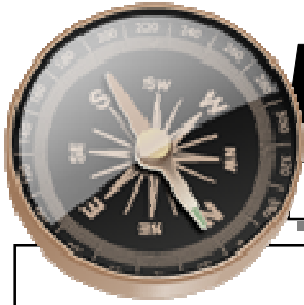
**Hint:** Now is the time to look in Bible dictionaries, atlases, commentaries, etc.

**KERNEL STATEMENT** *In one or two sentences write down the main message that the passage is meant to communicate.*

**Hint:** Try to write this from the perspective of the one writing the passage.

**APPLICATION** *How can I apply this to my own life today?*

**Hint:** Possibly write it in prayer form asking God to make this true in your life.



# Awesome Bible Study

**Scripture Passage:**

**CAST** *List the characters. Are they speaking parts or extras? Do they just watch or participate in the action?*

**Hint:** Imagine yourself directing this in a movie. What are the facial expressions of the actors? What would the actors look like? Who would you choose to play the main character? How many extras would you have to hire?

**SETTING** *Where does the action take place? What specific clues are you given about the setting?*

**Hint:** If you are the director where would you find a suitable location for the scene? What would it look like?

**TIME** *What time of day is it? What day of the week? Time of the year? Period in history?*

**ACTION** *Summarize what happens in the passage.*

**Hint:** Use short sentences. Summarize. Try to just get the main idea and movement of the passage.

**STRUCTURE** *Is there anything about the way the passage is laid out, or the story is told that is unusual or gives us clues to its meaning? What is the literary context?*

**Hint:** Look at the summary that you just wrote. Is there any pattern in the subjects or words used? Is there a theme or thought that runs through the whole passage? Is there something that all the characters know about but is not stated?

**OTHER OBSERVATIONS** *What other things do you notice?*

**QUESTIONS** *What questions does the passage raise in your mind? Can you find out the answer to any of them? Are there questions about history or culture that if they were answered, you might be able to understand the passage better?*

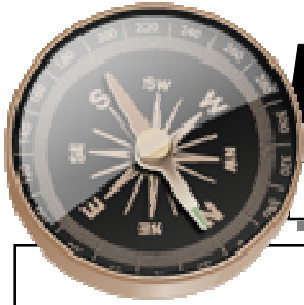
**Hint:** Now is the time to look in Bible dictionaries, atlases, commentaries, etc.

**KERNEL STATEMENT** *In one or two sentences write down the main message that the passage is meant to communicate.*

**Hint:** Try to write this from the perspective of the one writing the passage.

**APPLICATION** *How can I apply this to my own life today?*

**Hint:** Possibly write it in prayer form asking God to make this true in your life.



# Awesome Bible Study

**Scripture Passage:**

**CAST** *List the characters. Are they speaking parts or extras? Do they just watch or participate in the action?*

**Hint:** Imagine yourself directing this in a movie. What are the facial expressions of the actors? What would the actors look like? Who would you choose to play the main character? How many extras would you have to hire?

**SETTING** *Where does the action take place? What specific clues are you given about the setting?*

**Hint:** If you are the director where would you find a suitable location for the scene? What would it look like?

**TIME** *What time of day is it? What day of the week? Time of the year? Period in history?*

**ACTION** *Summarize what happens in the passage.*

**Hint:** Use short sentences. Summarize. Try to just get the main idea and movement of the passage.

**STRUCTURE** *Is there anything about the way the passage is laid out, or the story is told that is unusual or gives us clues to its meaning? What is the literary context?*

**Hint:** Look at the summary that you just wrote. Is there any pattern in the subjects or words used? Is there a theme or thought that runs through the whole passage? Is there something that all the characters know about but is not stated?

**OTHER OBSERVATIONS** *What other things do you notice?*

**QUESTIONS** *What questions does the passage raise in your mind? Can you find out the answer to any of them? Are there questions about history or culture that if they were answered, you might be able to understand the passage better?*

**Hint:** Now is the time to look in Bible dictionaries, atlases, commentaries, etc.

**KERNEL STATEMENT** *In one or two sentences write down the main message that the passage is meant to communicate.*

**Hint:** Try to write this from the perspective of the one writing the passage.

**APPLICATION** *How can I apply this to my own life today?*

**Hint:** Possibly write it in prayer form asking God to make this true in your life.